

The Botanical Garden of the Homeopaths – homeopathic experimentation for the treatment of the Vegetables

Objectives of the experiments (experiences) :

To try if it could be possible to use Homeopathy in the treatment of the Vegetables



The beginning of the Project: Homoeopathic Garden

On the 16th of May the areas assigned to the different cultivations of the Botanical Garden were measured .
This project wants to put out that it is possible to think to a different way to cultivate and produce the food also through the use of Homeopathy



Botanical Homeopathic Garden : the First Observation

Through the observation objective symptoms have emerged taking into consideration :

- (a) Transplanting of the little plants
- (b) Change of site
- (c) Two hailstorms during the last 10 days
- (d) Sudden change of the temperature and of the dampness
- (e) The stopping of the growing or the too fast growing with thin stem (gambo/stelo?)
- (f) That the insects have immediately tried to colonize the most fragile plants



H.B.Garden :observations after a week from Silicea 100MK

All the plants has undergone great change : the yellow leaves of the zucchine trombetta have fallen , of the water-melons,of the tomatoes, of the egg-plants, of the fennels, of parsley ,of the celery, while the hearth of the plant has grown strong and touching the stem of the capsicums and of the beans of the 3rd May you can feel how the little plants are really strong .

group are leafy group
cabbage and of the people of the 3rd May you can feel how the little
plants are really strong



What is Homeopathic?

It is a therapeutic method that applies the Law of Similar and uses medicinal substances in infinitesimal doses tested on the healthy man.

Hahnemann takes and makes own the ancient Law of Similarity of Ippocrate : «Similia similibus curantur» (Like cures like)

Christian Friederich Samuel Hahnemann - (Meissen, Germania 1755 - Parigi 1843)



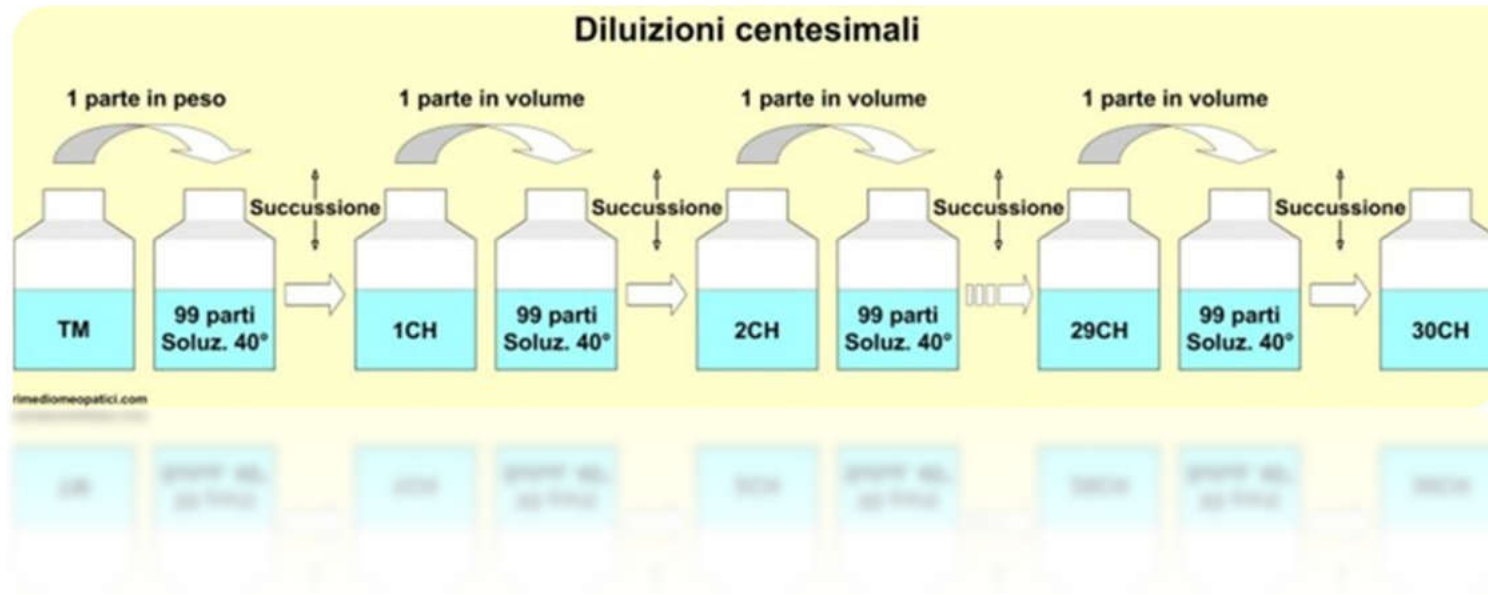
How the outline of the illness is constituted

- Observation and listening of the patient
- Predisposition and treatment
- Everything that emerges from the story and the events that preceded the symptoms
- Objective physical examination and working of the different organs and apparatus

The symptoms to be observed and to use have to be : objectives and subjectives, typical , «*the more striking, singular, uncommon and peculiar (characteristic) »* (Hahneman, par. 153)



How to do a homeopathic remedy?

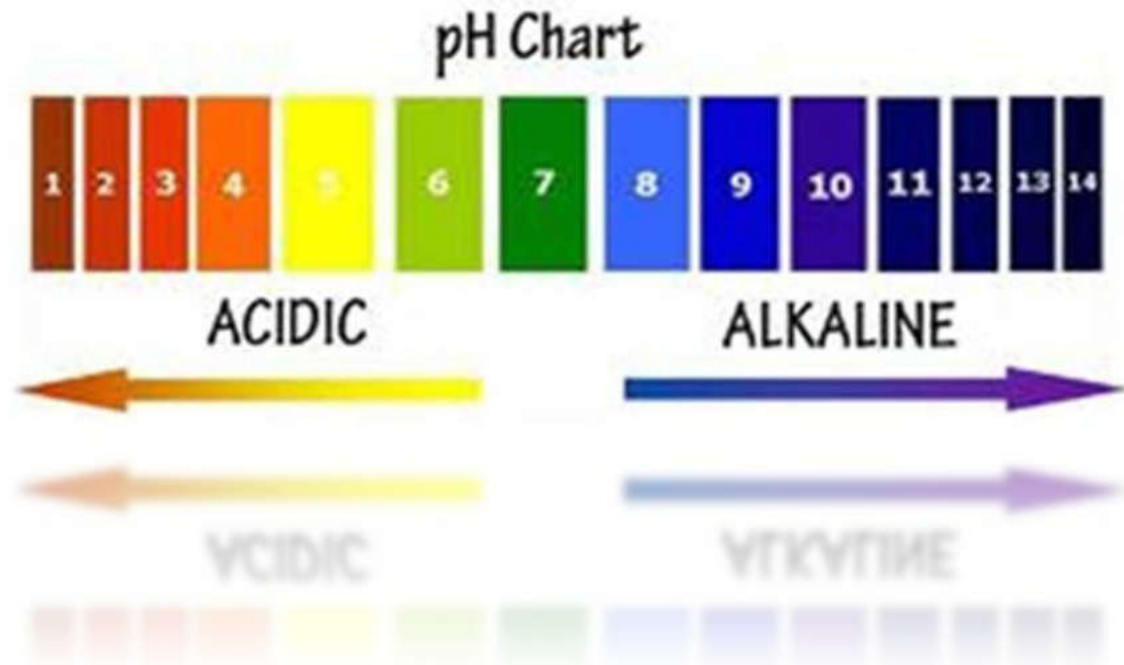


Increasing the number of dilutions beyond the Avogadro Constant ($6,022 \cdot 10^{23}$ particles/mol.) we don't find any trails of the **principio attivo present at the beginning** .

However , the water obtained in this way is deeply different in its own physical and chemical characteristics in comparison with the beginning of the procedure, acquiring some new properties.

How to do a homeopathic remedy?

Electric conductivity is remarkably increased. The heat generated by the mixing with an alkaline solution and the pH is changed in a measurable way.



Plants don't resist the placebo effect, so we cannot speak about suggestion when a plant sprayed with homeopathic remedies cures or vegetates in a better way than the others.

Preparation and potency of homeopathic remedies for plants

You can prepare a hydroalcoholic solution of the remedy dissolving a half dose of the remedy in 100ml in 25% hydroalcoholic solution ($\frac{1}{4}$ of alcohol of a 90° liquor and $\frac{3}{4}$ of water) than you dissolve the necessary maintaining the proportion 1:1000

10 ml of hydroalcoholic solution in 10 litres of water

100 ml of hydroalcoholic solution in 100 litres of water

500 ml of hydroalcoholic solution in 500 litres of water

As a rule if the symptom is acute it is better to use 200CH potency of the remedy, otherwise it is better a lower potency the 30CH is right.



Homeopathic Aggravation

It is a reaction that means the efficacy of the medicament.
It consists of the aggravation of the symptoms the plants has been sprayed with the remedy but at the same time the **vital force increases** together with the general well-being condition



An astonishing analogy is offered by the observation of the Hering's Law Assessment Tool and by what already asserted by Ippocrate over 2350 years ago

- 1) – the symptoms proceed from the above of the organism to the lower part.;
- 2) – from the internal organs (center) to the externals and more superficial (peripheral);
- 3) – from mental level to the physical one
- 4) – from the organs more viable and important to the less ones
- 5) – from the more recent symptoms to the symptoms shown before ;
- 6) – resolving in the opposite direction in comparison to their coming up (the more recent symptoms disappear first, the oldest ones ,last).



The LAW of HILLING of HIPPOCRATES

Hippocrates describes the “direction” that symptoms must follow to obtain a real recovery:

“IN A PERSON THAT SUFFERS FROM ANGINA PECTORIS, THE APPEARANCE OF A TUMEFACTION OR OF A ERYTHEMA AT THE LEVEL OF THE BREAST IS A GOOD SIGN. IT SHOWS THAT THE DISEASE IS MOVING UP TO THE PERIPHERY [APHORISM 49].

“IN A MENTAL MANIACAL ILLNESS, THE DYSENTERY OR THE DROPSY IS A GOOD SIGN”.

[Section. 7, aphorism 5].

“THE APPEARANCE OF SOME VARICES OR HAEMORRHOIDS ,IN SICK PERSONS MALATI WHICH SUFFER FROM MANIA, MEANS THAT THE ILLNESS IS RECOVERED”.
[Section. 6, aphorism 21].

“IF A ERYSIPELAS MOVES FROM THE PERIPHERY TO THE INSIDE , IT IS A BAD SIGN SPOSTA, IT IS GOOD IF IT HAPPENS THE OPPOSITE”.

[Section. 6, aphorism 26]

The Suppression

- a) It is the use of external treatment in order to take out an affection locates on the surface.
- b) It is a very dangerous methodology because it is the main source of chronic diseases.
- c) It represents one of the most serious breaking of the Nature's Laws. *Hahnemann, paragraph 203).*

Silicea 30 CH 1 drop in water



after a week



Concrete Experience: the Rosemary and the Hoemopathic Botanical Garden.

The Rosemary that has also received the attention and the constant observation and the remedy Lycopodium 30 CH , then followed by a second administration , hasn't showed the improvement expected. We have given Lycopodium 200 CH once again and finally Opium 1000 K, when also the last of its sprigs has dried up: it gave off an intoxicating smell that it still went on giving off, although fully dried.



Concrete experiences : Apex Rotten of Tomatoes

We start the experiment on the tomatoes still unripe, but they begin showing an apex rotten zone .

It made an impression on me, the simile with shoal gangrene I have observed and treated in humans with the remedy Secale Cornuta.

At the same time I have given Secale Cornuta 200ch to the tomatoes with the same trouble in 4 botanical gardens.

After a week observation, the tomatoes have come to maturity and we note that the homeopathic remedy Secale Cornuta 200ch is recovering the rotten.



All this puts me in the condition to make some thoughts : the Rosemary is a particular plant that shows some peculiar requirements and to take root it needs many different attempts and some observations that I didn't know and I didn't suspected I had to know.

Although the administration of the coherent remedy, the degeneration of the little plant has gone on...

... just how it happens for humans or how it could happen for human disease , till we don't understand which is the step of the treatment we neglect understand.

We homeopaths know very well how is important the “ field “in the patient, we know that if we are conscious that if we treat his predisposition together with his health, vital force strengthens and the wholeness of his life goes on to pursue the highest aims of his life.

For the Rosemary plant, we cannot improvise it is necessary to know and study and apply the Law of Similar.

Concrete experiences: potency of the dose and similitude


7°a.m... The Trumpet Vegetable Marrows has taken Sulphur MK, chosen for two symptoms observed : yellow and dried leaves , though the plentiful waterings.

For the Homeopaths it is not much considerable the name of the pathology and it is very much important the typical symptomatology
8.00 p.m... After 12 hours from the administration of Sulphur MK the yellow leaves of the Trumpet Zucchini situated at the base of the plant were fully dried and they came off . The part of the plants that lengthens is more healthy that is to say that the first part of the plant has expanded in a second green and hale part.



Concrete experiences: potency of the dose and similitude


Subsequently I observe that while on the strawberries, the aubergines, the capsicums, the fennels, the parsley, celery and the tomatoes, the common mallow, the thyme – lemon verbena, the mint and the lavender, the Silicea MK to Silicea 100MK have not non ha interfered in the taking root and the growing, on the trumpet zucchinos, the cucumbers and the endive, the remedy at this potency has accelerated the taking root process and the plants suffered at different levels. The Indive è spiccata in the span of a few days and its taste and its consistency have been not pleasents, the trumpet zucchini has produced some fruits that didn't reach the full ripening and the final part has dried



SUSTAINIBILITY and HEALTH

Sustainability in the Health
Is to produce health for its own generation
Without damaging
The ones of the following generations ,
Possibly transferring
A better level of health.

To observe how the Nature
supports the Life
Understand it and reproduce it



THANK-YOU

