

The Cat



Most people like cats because they are very loving and playful friends.

Amazing Facts About Cats!



There are many types of cats, and all look very different, and have very different personalities.


Most cats usually weigh between 5.5 -16 pounds, but some can weigh up to 25 pounds!

Cats are healthiest and safest when kept indoors. Cats who live inside can live up to 20 years longer than cats who go outside.

Sadly, there are more cats than there are homes for them. Adopting a cat from a shelter instead of buying one from a pet store or breeder gives a needy cat a loving home.

More than 100,000 cats are killed each year just for dissection in biology classrooms across the country. Many of the cats killed for dissection were once someone's

pets. There are so many great things you can do to learn about cats instead of dissecting them. If you'd like to learn more about cats, borrow a cat model, CD-ROM, or video for free from Animalearn.




Be A Cat Companion!

- Keep your cat(s) indoors. She'll be safer and happier.
- Make sure that your cat is spayed or neutered.



Connect The Dots!

Start at #1 and connect the dots to complete the cat drawing!
Once you are finished, color in the cat!



Catnip Pillow Project

Some objects like aluminum foil or string can be dangerous. You can make safe toys for your cat like catnip pillow!

To make a catnip pillow, you'll need:

A 6 inch by 3 inch scrap of cotton cloth
A needle and thread
Catnip to stuff the pillow

Step 1: Fold the cloth in half (inside out) to make a square.

Step 2: Sew together 2 sides of the cloth and about 1/2 of the third side so that you have a small hole. Use small stitches. If you don't know how to sew, ask an adult for help.

Step 3: Turn the cloth right side out and stuff the hole with catnip until you have a plump pillow.

Step 4: Sew up the hole, and give your cat his new toy. He'll love it!

Activity taken from *So You Love Animals* by Zoe Weil.

Learn More About Cats!

Websites

- Animalearn www.Animalearn.org

Books

- *250 Things You Can Do to Make Your Cat Adore You* by Ingrid Newkirk
- *So You Love Animals* by Zoe Weil
- *William's Story* by Deborah Duel

Models

- Pregnant Cat Model available on loan from Animalearn

Word Search

See if you can find 16 terms that remind you of cats!

g	i	z	i	l	o	v	i	n	g	p	e	y	k	o
l	n	g	c	i	i	w	a	p	i	w	t	z	i	u
o	d	z	a	s	e	h	m	d	s	n	p	o	t	c
p	o	f	t	k	n	g	e	b	h	m	q	i	t	b
w	o	d	f	e	b	k	o	i	e	g	o	n	e	t
r	r	j	c	r	d	s	w	x	l	z	e	d	n	u
x	j	f	q	s	i	h	m	z	t	g	i	o	p	p
n	w	d	k	x	s	e	m	k	e	n	g	o	i	u
a	o	o	m	c	s	l	n	l	r	e	i	r	y	r
d	w	m	n	n	e	t	f	d	k	o	p	z	s	r
o	i	e	p	z	c	e	r	v	i	g	j	l	l	k
p	r	s	q	r	t	r	p	q	t	s	e	i	a	t
t	n	t	o	o	i	p	q	a	t	m	t	t	k	y
i	f	i	h	h	o	w	n	t	w	a	p	t	g	d
o	j	c	z	p	n	o	d	u	n	r	l	e	h	x
n	d	n	w	h	i	s	k	e	r	t	a	r	w	i

Words: adoption, cat, dissection, domestic, friend, indoor, kitten, litter, loving, meow, paw, play, purr, shelter, smart, whisker.

The Rat



Most people don't like rats, because they don't know all the facts about these amazing little animals. Rats are lovable, friendly animals, and many people live with them as companion animals!



Amazing Facts About Rats!

Rats are a part of a larger group of animals called rodents. There are over 570 kinds of rats, who come in all different shapes and sizes.

Rats like to keep themselves very clean. They lick themselves all over with their paws, just like cats!

Rats sleep during the day and are up at night. Rats live in lots of different places like deserts and mountains.

Sometimes humans will set out traps and or poisons to get rid of rats. Unfortunately, not only are these cruel ways to kill rats, but poisons can also harm the air and water, polluting our environment.



Be A Rat Friend!

- Don't poison rats or use rat traps if there is one living in your home. Instead use a humane trap to capture the rat and release her outside.
- Don't keep classroom pets. The best way to learn about animals is to observe them in their natural habitats.
- There are so many great things you can do to learn about rats that won't hurt them. You can borrow a rat model, CD-ROM, or video for free from Animalearn.
- Let people know that rats are cool! Once people understand more about these misunderstood creatures, the more people will want to protect them.



Connect The Dots!

Start at #1 and connect the dots to complete the rat drawing!
Once you are finished, color in the rat!



Learn More About Rats!

Websites

- Animalearn– Find out how you can borrow rat dissection alternatives!
www.Animalearn.org
- Yahoo! Kids– Rats
<http://kids.yahoo.com/search?p=rats&x=0&y=0>

Rat Reading

- *Adventures of the Rat Family* by Jules Verne
- *Charlotte's Web* by E.B. White
- *Four Fat Rats* by Jim Bellows
- *Mrs. Frisby and the Rats of NIMH* by Robert C. O'Brien
- *So, You Love Animals* by Zoe Weil

Fill In The Blanks!

Fill in the blanks to figure out the mystery word.

- 1.) Rats come in shapes and sizes.
- 2.) Rats come from a larger group of animals called .
- 3.) Many students are asked to rats in science classes.
- 4.) Rats like to keep themselves very .
- 5.) There are many ways to remove rats from your home.
- 6.) Rats like to sleep during the .

Mystery fill-in: I am a rat !



Be A
Rat
Friend!

The Pig



Pigs, also called 'swine' or 'hogs,' are among the smartest animals. They are also very social animals and can talk to each other by using calls, snorts, sniffs, and whistles.



Amazing Facts About Pigs!

Pigs are very clean animals, and when given the choice, pigs refuse to go to the bathroom close to their living and eating areas. Pigs roll in mud because they don't have sweat glands and they do this to keep cool.

Sadly, most pigs in the United States are raised for food and don't live in barns or the outdoors. Instead they spend most of their life in closed buildings called factory

farms where they are kept in small crates and can't roam free.

Fetal pigs (unborn baby pigs) are often dissected (cut open) in biology classes.

Be A Pig Pal!

- Tell all your friends that pigs are cool! The more people know about pigs, the more people will care about what happens to them.



- Try taking the pork off your plate! There are many delicious vegetarian foods, such as veggie bacon and sausage. Make pigs your friends, not your food!
- There are so many great things you can do to learn about pigs that won't hurt them. You can borrow a fetal pig model, CD-ROM, or video for free from Animalearn.



Connect The Dots!

Start at #1 and connect the dots to complete the pig drawing! Once you are finished, color in the pig!



'Pig-Less' in a Blanket Recipe

You will love these yummy hot dogs! These hot dogs are called "Pig-Less" because they are pig-friendly and not made out of pork. They're so good and so easy to make, your family will probably ask for more!

To make Pig-Less in a blanket, you will need:

- an adult to supervise
- a pan or skillet
- a packet of tofu or veggie hot dogs
- puff pastry dough
- mustard, ketchup, pickles (optional)

Step 1: Preheat oven to 375-400 degrees and make sure the packet of dough is defrosted (not frozen). Cook the pig-less hot dogs in a skillet until they brown and are fully cooked.

Step 2: Make sure dough is cut into individual squares, triangles, or rectangles. Take each piece of dough and roll it around the pig-less hot dog.

Step 3: Bake the rolled pig-less hot dogs for about 25 minutes or until they are fluffy and golden brown.

Step 4: Top with pickles, ketchup, and/or mustard and smile. You're a pig's friend!

Learn More About Pigs!

Websites

- Animalearn— Find out how you can borrow dissection alternatives for the pig! www.Animalearn.org

Books

- *Charlotte's Web* by E. B. White
- *Little Flower* by Gloria Rand

Models

- Fetal Pig Model available on loan from Animalearn
- Model Activity Set: Fetal Pig available on loan from Animalearn


Word Search

See if you can find 15 terms that remind you of pigs!

N	S	N	O	U	T	E	X	A	P	M	U	D	T	Y
B	B	N	H	W	E	D	K	P	M	J	L	P	D	A
E	I	P	F	A	R	M	M	I	M	N	F	U	Q	V
P	Y	O	T	E	N	C	E	G	H	Q	R	W	T	E
S	N	D	L	D	B	L	O	M	N	G	I	S	K	G
F	Q	J	C	O	D	I	W	Y	E	Z	E	A	N	E
E	J	G	V	I	G	U	M	H	T	G	N	Y	P	T
T	W	X	K	N	D	Y	R	O	B	N	D	W	I	A
A	O	M	P	K	A	F	N	G	R	E	I	Q	Y	R
L	S	J	N	N	H	O	G	D	K	U	P	A	S	I
P	I	O	P	Z	Q	S	R	V	I	G	J	S	L	A
I	X	K	C	R	W	R	M	Q	T	C	L	E	A	N
G	N	N	U	I	E	R	Q	A	T	U	Y	D	K	Y
E	F	L	H	H	A	B	V	C	R	J	B	C	G	D
S	W	I	N	E	N	L	D	L	P	T	G	T	H	X
C	B	N	D	I	S	S	E	C	T	I	O	N	J	C

Words: biology, clean, dissection, farm, fetal pig, friend, hog, mud, oink, pigmy hog, social, smart, snout, swine, vegetarian.

The Earthworm



Most people think of worms as slimy, icky, and wiggly. However, what people don't know is that these little creatures are very important to our environment. If we didn't have earthworms then, trees, leaves, fruit, nuts and dead plants and animals would keep piling up. Earthworms eat these things. They are nature's recyclers!



Amazing Facts About Earthworms!

There are about 2,700 different types of earthworms known worldwide. Some can be almost twelve feet long!

Earthworms are invertebrates, or animals who do not have a backbone. In fact, earthworms do

not have any bones at all. Earthworms also don't have lungs; they breathe through their skin instead. They even have five hearts!



Be A Worm Friend!



- Don't harm worms. Watching them outside is the best way to learn more about how they live.
- Ask your parents or caregivers to buy organic fruits and vegetables which have not been sprayed with chemicals.
- There are so many great things you can do to learn about worms that won't hurt them. You can borrow a worm model, CD-ROM, or video for free from Animalearn.
- Let people know that earthworms are really interesting creatures and very important to our environment.

Connect The Dots!

Start at #1 and connect the dots to complete the earthworm drawing! Once you are finished, color in the earthworm!



Warm Up To Worms!

A great way to learn even more about worms is to maintain a compost pile and study how long it takes the worms to transform your food scraps into soil! If you have no room for composting, choose a location and see if you find any worms. Keep a notebook and write down what conditions brought out more worms. Here's a clue, don't stay inside on rainy days!

Learn More About Worms!

Websites

- Animalearn– Find out how you can borrow earthworm dissection alternatives!
www.Animalearn.org
- Worm World
<http://yucky.kids.discovery.com/noflash/worm/index.html>
- The Adventures of Herman
www.urbanext.uiuc.edu/worms

Book Worms

- *An Earthworm's Life* (Nature Upclose Series) by John Himmelman
- *Diary of a Worm* by Doreen Cronin

Fill In The Blanks!

Fill in the blanks to figure out the mystery word.

1. Earthworms are _____ _____ , or animals who do not have a backbone.
2. An earthworm has _____ hearts.
3. To learn more about earthworms look at a model or _____ .
4. You can help earthworms by asking your parents to buy organic fruit and vegetables which have not been _____ _____ with chemicals.
5. Let people know that earthworms are really interesting _____ .
6. Earthworms don't have _____ , they breath through their skin.
7. Earthworms can grow to be almost _____ _____ feet long!



The Crayfish



Crayfish are also called crawfish, crawdads, and mudbugs.

There are over 500 types of crayfish, and they are found in freshwater like streams, rivers, and ponds. Crayfish look like small lobsters, and they can be beige, brown, or green.



Amazing Facts About Crayfish!

Crayfish have ten legs, and their two front legs have strong claws that they use as tools. Crayfish also have antennas that they use to feel things around them.


Crayfish do most of their hunting and eating at night. Young crayfish can be active during the day.

Be A Crayfish Friend!

- It is important to remember that a crayfish is an animal and animals feel pain. Make crayfish your friends!
- There are many great things you can do to learn about crayfish that won't hurt them. You can borrow a crayfish

activity model, CD-ROM, or video from Animalearn!

- Don't keep crayfish in an aquarium. Crayfish should live in their natural environment. It's where they are the happiest!
- Be kind to the environment. Don't litter, and remember to recycle. Pollution that gets into streams, rivers, and ponds can harm crayfish and other animals.



Connect The Dots!

Start at #1 and connect the dots to complete the crayfish drawing!
Once you are finished, color in the crayfish!



Keeping Crayfish Safe

It is very important that we take care of the Earth's streams, rivers, and oceans. Think about things that pollute the water in which crayfish and other animals live. Some examples are shown below. Are there ways that you can change your habits so that you don't pollute animals' homes?



Learn More About Crayfish!

Websites

- Animalearn— Find out how you can borrow crayfish dissection alternatives!

www.Animalearn.org

Models

- Crayfish Activity Model available on loan from Animalearn

Word Search

See if you can find 15 terms that remind you of crayfish!

D	Q	S	C	V	F	E	C	O	S	Y	S	T	E	M
I	B	N	S	W	E	D	K	P	M	J	L	O	D	A
S	E	B	O	G	F	O	C	A	V	E	Q	O	Q	L
S	Y	D	T	E	R	H	E	H	X	J	L	T	O	
E	N	C	N	D	E	H	O	U	C	P	O	S	K	B
C	Q	J	R	B	S	I	H	I	R	Z	O	A	N	S
T	J	G	V	A	H	U	C	D	A	G	P	N	P	T
I	R	X	K	P	W	T	R	L	Y	N	D	W	D	E
O	O	I	P	K	A	F	N	K	F	E	K	Q	Y	R
N	S	J	V	N	T	D	I	G	I	U	P	V	S	D
P	Y	I	P	E	E	W	R	S	S	G	J	M	L	S
Q	X	K	A	R	R	P	J	Q	H	R	D	O	E	H
G	N	N	A	E	N	C	Q	A	T	U	P	L	K	E
E	F	E	N	V	I	R	O	N	M	E	N	T	G	L
S	T	R	E	A	M	O	X	L	P	M	G	B	H	L
C	B	N	O	C	T	U	R	N	A	L	V	N	J	C

Words: cave, crawfish, crayfish, dissection, ecosystem, environment, freshwater, lobster, molt, nocturnal, pond, river, shell, stream, tool.